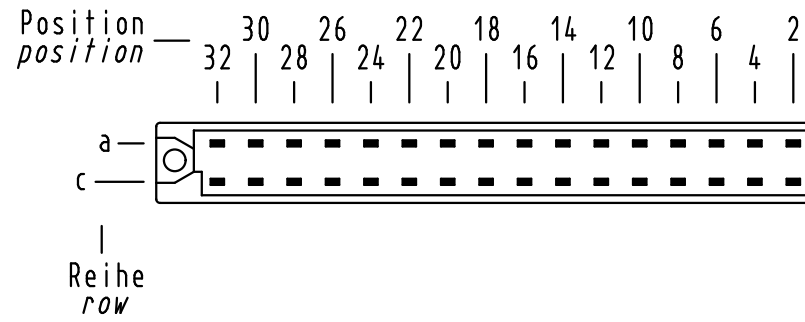


Alle Rechte vorbehalten/ All rights reserved

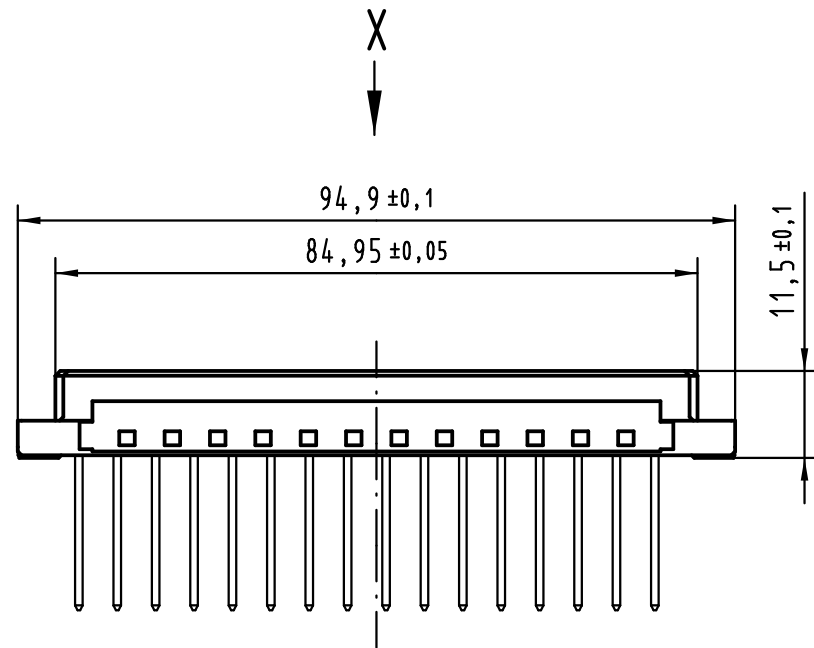
X
 Kontaktanordnung
contact arrangement

32 WW - Kontakte
 32 WW - contacts

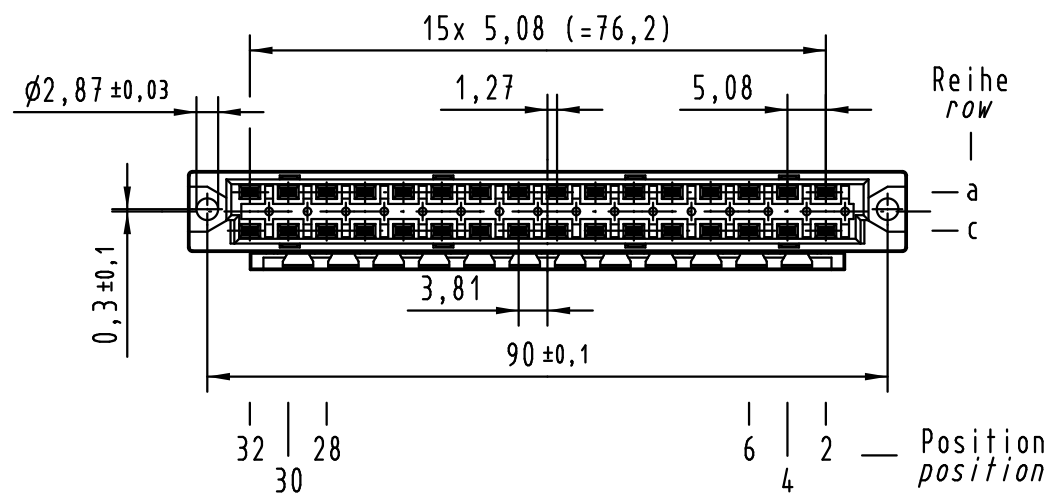
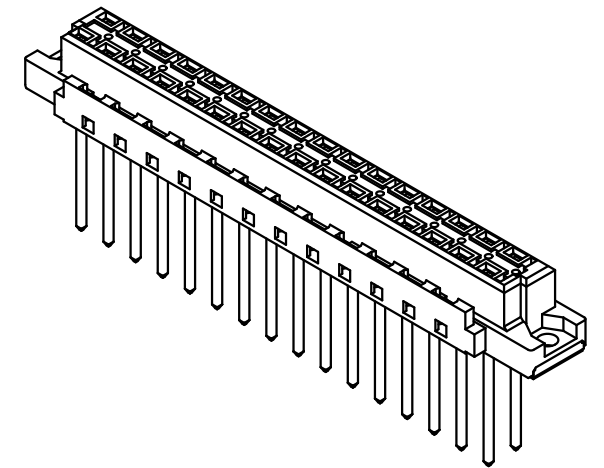
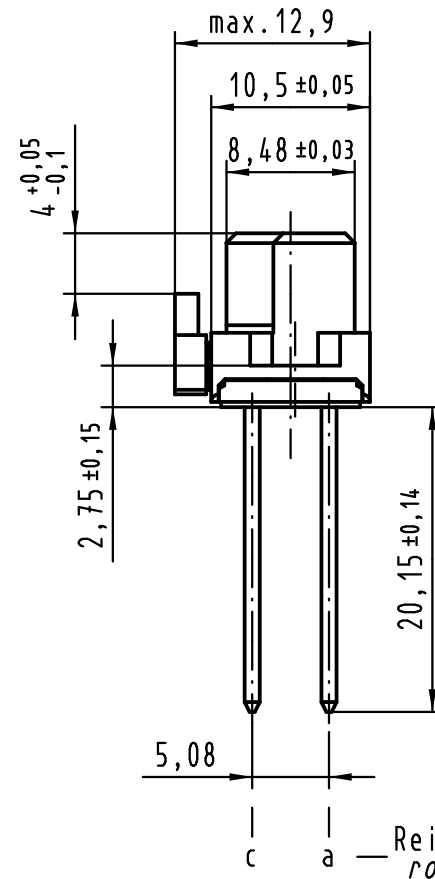


■ = Kontaktposition belegt
 = position with contact

□ = Kontaktposition nicht belegt
 = position without contact



Z (2:1)



① weitere Informationen siehe: DS 09 04 210 00 01
 further information see: DS 09 04 210 00 01

| | |
|-------------------------|------------------------------------------|
| 09 04 732 6821 | 2 |
| Bestell-Nr. part-no. | Anforderungsstufe performance level ① |

| | | | | | | |
|-----------------------------------------------|----------|-------------------|-----------------------------------|---------------|-----------------------------------------------------------------------------------------------------------------------|------------|
| All Dimensions in mm Original Size DIN A 3 | | Techn. Character. | | | Nicht tolerierte Maßel/Free size tolerances IEC 60603-2 | |
| | | Dat. | Name | Maßstab/Scale | Bauform / type D Federleiste WW 20,0 32-polig mit Kodierung female connector WW 20.0 32-pole with coding | |
| | | Detail. | 11.08.06 LeHT | 1:1 | | |
| | | Insp. | 11.08.06 mte | | | |
| | | Stand. | | | | |
| 36455 | 25.11.11 | Hage. | HARTING Electronics GmbH & Co. KG | | TB 09 04 732 x821 | Blatt/page |
| 33726 | | | D-32339 ESPELKAMP | | | |
| Mod. | Dat. | Name | Sub. | | | |